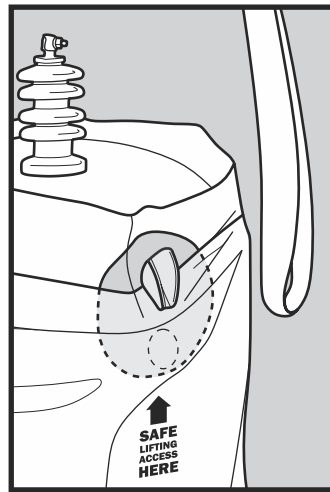



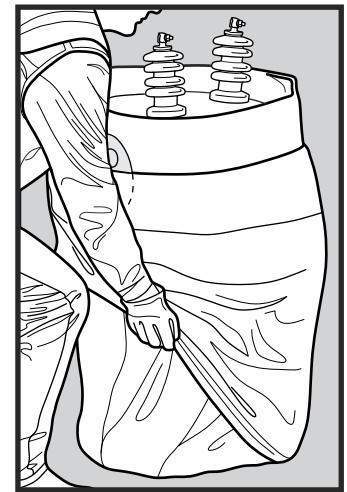
While lowering the transformer into the bag, align the lifting lugs with the access ports.



Remove the lifting straps from the transformer and fit the lifting lugs through the upper access ports.



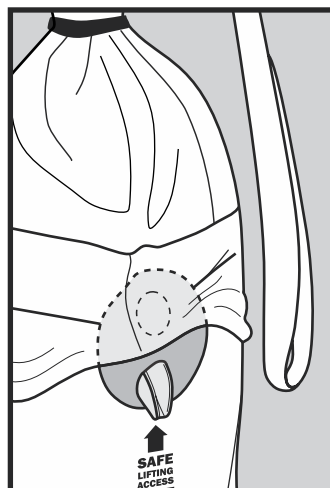
Reattach the lifting straps on the outside of the bag to lift the transformer.



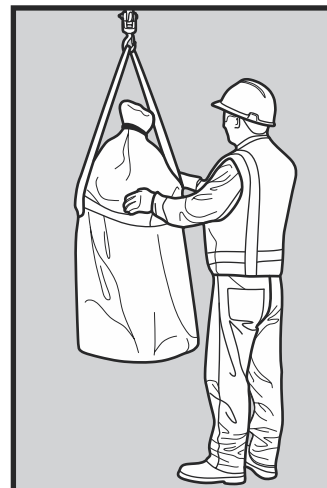
To lift the transformer while contained, pull the clear, flexible duffle up over the transformer.



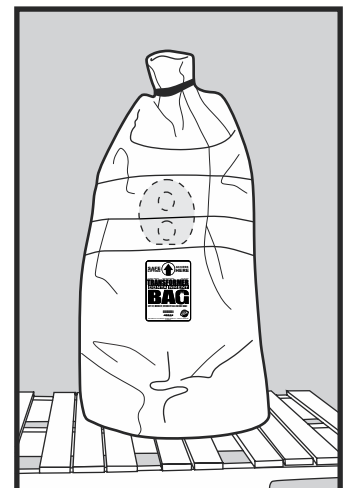
Fold the duffle and secure with strap.



Raise the bottom edge of the duffle to locate the lifting lugs through the LOWER access ports and attach the lifting straps.



The transformer can now be safely lifted via the manufacturer's lifting lugs.



Pull the bottom edge of the duffle over the lifting lugs to weatherproof.

WATCH THE VIDEO FOR MORE INSTRUCTION



OSHA Compliant, EPA Friendly, Linecrew, Safety Committee, Standards/Protocol Committee Approved