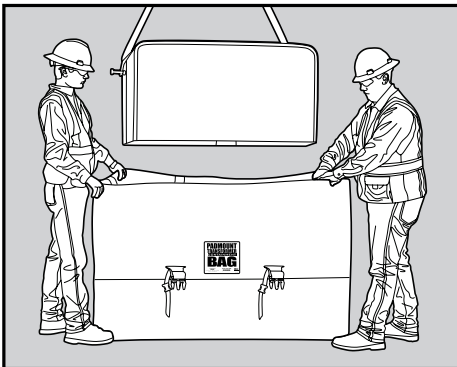
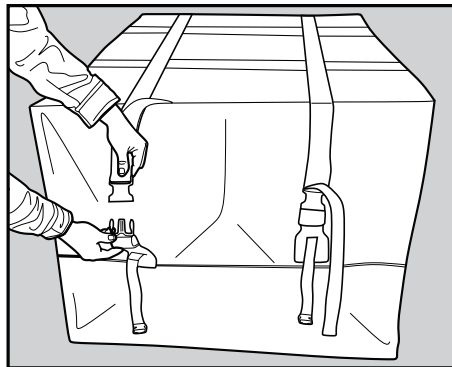


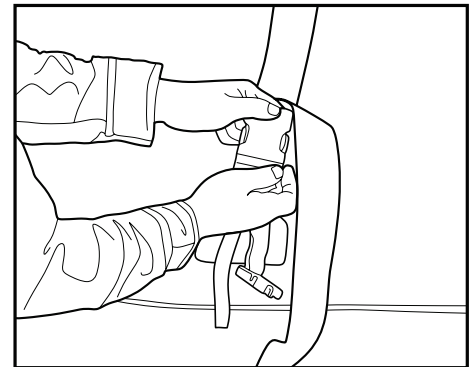
WARNING: Always lift the transformer by the manufacturer's lifting lugs. Never lift a transformer by a bag. OSHA requires that the load must be attached to the lugs and it must be balanced and secure.



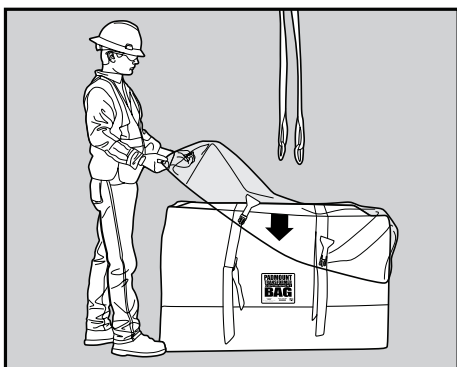
Hold the Transformer Containment Bag™ open and lower the transformer into the bag. Detach the lifting straps from the manufacturer's lifting lugs.



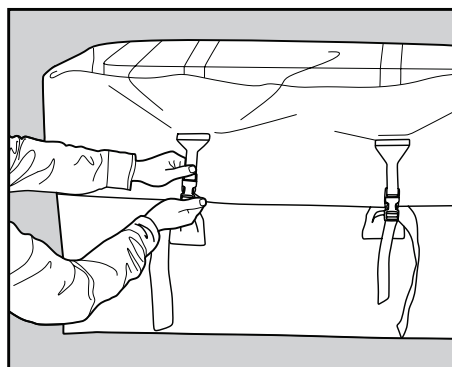
Lay the (4) nylon webbing straps over the transformer and fasten the straps to the integrated front and side buckles on the lower base.



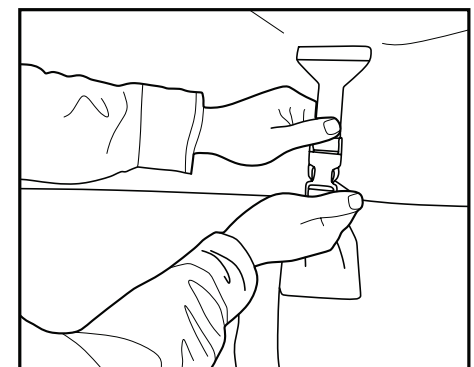
Fasten the straps to the buckles and adjust the length as needed.



Place the cap over the Transformer Containment Bag™ for complete weather protection.



Fasten the cap buckles to the integrated buckles on the lower Transformer Containment Bag™.



The buckles keep the cover secure even in strong winds.

ACCESS THE LIFTING LUGS



Release buckles on the short sides and pull up the cap on both ends to access the lifting lugs.



Attach the lifting straps to the transformer manufacturer's lifting lugs.



Lift the transformer by the lugs using the lifting straps with the Transformer Containment Bag™ attached as shown.