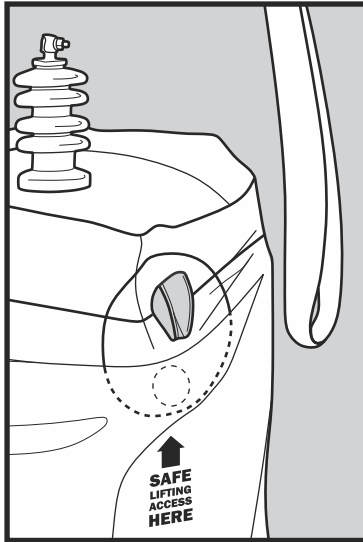



While lowering the transformer into the bag, align the lifting lugs with the access holes.



Remove the lifting straps from the transformer and fit the lifting lugs through the **upper** access holes.



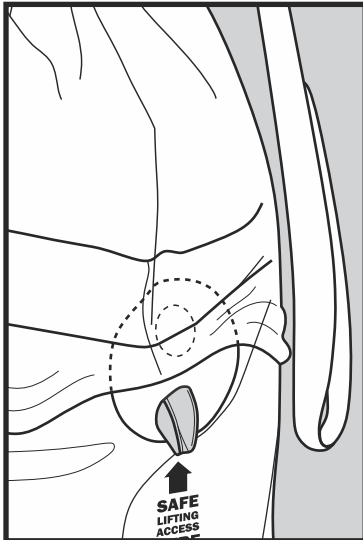
Reattach the lifting straps on the outside of the bag to lift the transformer.



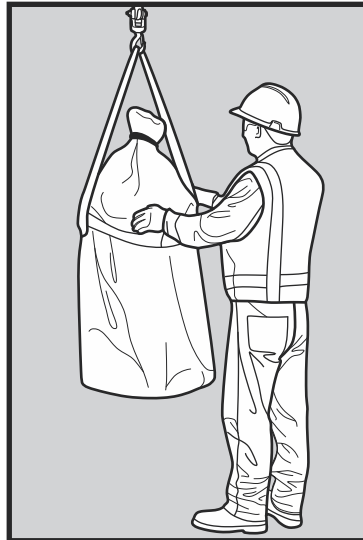
To lift the transformer while contained, lift the clear, flexible duffle up over the transformer.



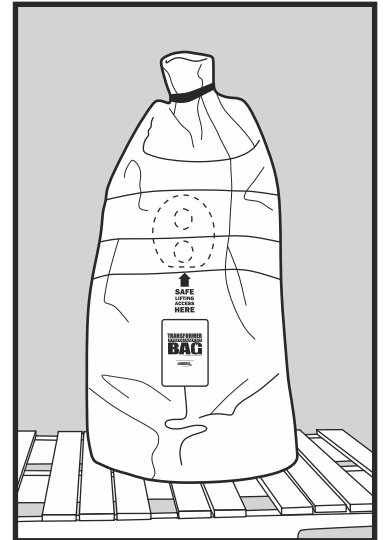
Fold the duffle and secure with strap.



Raise the bottom edge of the duffle to locate the lifting lugs through the **lower** access holes and attach the lifting straps.



The transformer can now **ONLY** be lifted via the transformer lifting lugs.



Pull the duffle down over the lifting lugs.

WATCH THE VIDEO FOR MORE INSTRUCTION



US Patent 10,266,307 Can. Pat. Pend.

**TRANSFORMER CONTAINMENT**

**BAG**

**CONTAINMENT • STORAGE • SAFETY**